

A photograph of a line of Corvettes parked on a street. The cars are in various colors: a light blue one in the distance, a white one, a red one, and a dark blue one in the foreground. A green road sign with the number 23 and an arrow pointing right is visible in the upper left. The scene is outdoors with trees and a clear sky.

*Corvette Legends Club  
Carvanning 101*

*Presented by George K. Peters  
March 18, 2014*

# *Introduction & Purpose*

- **New Members**
- **Review**
- **Have Fun**
- **Be Safe**





## *Agenda*

- Safety First
- Staging
- Departing
- Cruising
- Passing
- Regrouping
- Parking
- Questions

# ***SAFETY FIRST***

Corvette Legends Club promotes safe driving in all our events.

Members are responsible for their own road safety by driving safely and obeying the traffic laws of our state or the region we take our trips in.

Most accidents which occur in caravans are rear-end collisions caused by following too closely combined with "rubber-banding" or by loss of control when accelerating abruptly in a high horsepower car.

*This presentation provides a set of guidelines for CLC cruises and trips that can be helpful toward a fun and safe event .*

# *Staging*

- Arrive on time
- Arrive with a full tank of gas.
- Bring a FRS/GMRS “two-way” radio
- All drivers must attend the Drivers meeting.
- Listen carefully at the Drivers Meeting
- Be ready to leave on time.

# *Staging, cont'd*

- The Event Coordinator most often (but not always) Leads the caravan and will;
  - Hand out written driving directions
  - Have a Drivers Meeting to explain the route and go over safety precautions.
  - Have one or more additional drivers know the route.
  - Determine if the group needs to be split.
  - Assign a “LEAD” and a “TAIL” car for each group

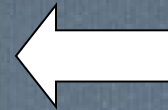
# *Departing*

Use common courtesy when departing the meeting area.


- Allow the cars which have assigned duties to take their respective positions
- Unassigned cars should depart when their assigned LEAD car departs.
- Absent any other instructions, the departing order is those cars parked closest to the LEAD car will line up first.
- When cars are parked in opposing rows, those parked on the same row as the lead car should line up first.



LEAD car  
(Yellow '63)






TAIL car  
(White '69)





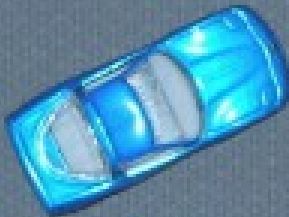



















# *Cruising*



- Keep your vision up and ahead.
  - Don't watch only the Corvette in front of you
  - Look ahead to see where the road is going and what lies ahead in traffic.
- Drive with **RUNNING LIGHTS** or **HEADLIGHTS** on.  
(DO NOT DRIVE WITH HAZARD LIGHTS FLASING.)
- On freeways the group will travel in the middle lane or left lane at an appropriate speed so as not to obstruct the flow of traffic.

# *Cruising, cont'd*

- The LEAD car will set the pace for the caravan but it is each drivers responsibility to keep the car behind him or her in sight.
- Do not follow too closely or lag too far behind.
  - Keep pace with the caravan to avoid the “rubber banding” effect which can have drivers slamming on the brakes when the cars in front slow rapidly
- The LEAD car and a TAIL car will have the club two-way radios.
- The TAIL car will inform LEAD when all cars have cleared a controlled intersection and advise the LEAD if the pace is too fast or too slow.
- Other cars with FRS radios will be interspersed within the group.

## *Cruising, cont'd*

- Assigned interspersed drivers will pass information via FRS radio to the caravan cars as required.
- Monitor your FRS radio for information but keep radio chatter to a minimum. Don't let the radio be a distraction to you while driving.
- Obey traffic laws
- Allow metal cars into the caravan, especially at entrance and exit ramps
- Do not hold up a line of traffic
- (Tips to minimize above two points)


# *Cruising, cont'd*

- If you have an emergency need to pull over do so and turn on your flashers, the TAIL car will stop behind you and radio the situation to the LEAD car.
- It can be very difficult to safely keep a caravan together in heavy traffic, congested areas, and on major highways. If the group becomes separated plan to regroup when that part of the trip is over.
- Always drive within your personal limitations. You will be provided with directions, stops and destinations should you have to leave the group.

# *Passing*

**Passing within the club group of cars is not recommended. A CLC caravan is NOT a RACE to see who can drive the fastest.**


**Passing on two lane country roads is generally not safe for a caravan so we will simply slow down and enjoy the ride.**




# *Passing, cont'd*

Procedure for passing on multi-lane roads and freeways:

1. When safe, the TAIL car will move into the passing lane first




2. The rest of the caravan cars then enter the passing lane in front of the TAIL car




# *Passing, cont'd*

3. After passing the slower car the LEAD car re-enters the right lane and accelerates to leave adequate distance...



...for the other caravan cars to re-enter the lane behind the LEAD car



# *Regrouping*


*When traveling through congested areas, parts of the group likely will become separated from the caravan. The LEAD car may either;*

- slow down to let the group catch up or,*
  - if it can be safely done, stop and pull off the road to regroup.*
- **TO STOP AND REGROUP**
    - The LEAD car will select a shoulder space with clearance for the entire group to pull over.
    - As you come to a stop, **TURN YOUR WHEELS** toward the road.
    - **DO NOT** turn off your engine or get out of your car.
    - When the LEAD and TAIL decide the road is clear, the TAIL car will pull out and **BLOCK** and the group will pull onto the roadway at the **SAME TIME**. (This is why you turn your wheels **TOWARD** the road when you stop.)




# *Regrouping, cont'd*

LEAD car pulls to shoulder and stops with caravan cars to wait...




...for other caravan cars and TAIL car to catch up and block:




# *Regrouping, cont'd*

With the TAIL car blocking, caravan cars pull off of the shoulder...



...and back onto roadway together:



# Parking



# *Parking*

*Upon Reaching the destination the objective is to get all cars off the highway quickly as possible:*

- When parking in business parking lots, be observant for dangerous situations caused by backups, pedestrians and lot traffic.
- Preference is to back into the parking spaces because of the risk of damaging the spoiler and because of the convenience of reforming the caravan.
- However, if there is a concern about getting the caravan safely off the highway, pull to the FARTHEST open spot and park HEAD IN

# *Conclusion*

Cruising together to a dinner or other event is an enjoyable club activity.

Corvette Legends Club promotes safe driving in all our events.

A few common sense rules and procedures can help assure a safe trip and avoid situations like the one that occurred during an Oahu car club Labor Day caravan:

*A rear end collision by a fellow caravan participant  
at 30 MPH ...*





*Don't be "that guy"!*

Pay attention, stay alert, be safe  
and have fun!







*Questions*